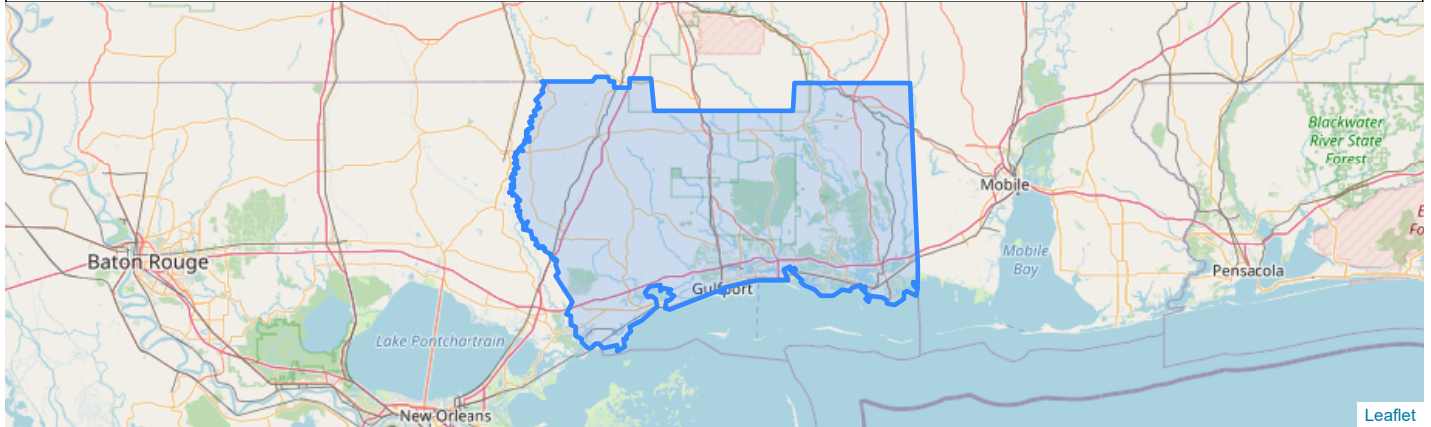


# HUD Point in Time Report - Unsheltered

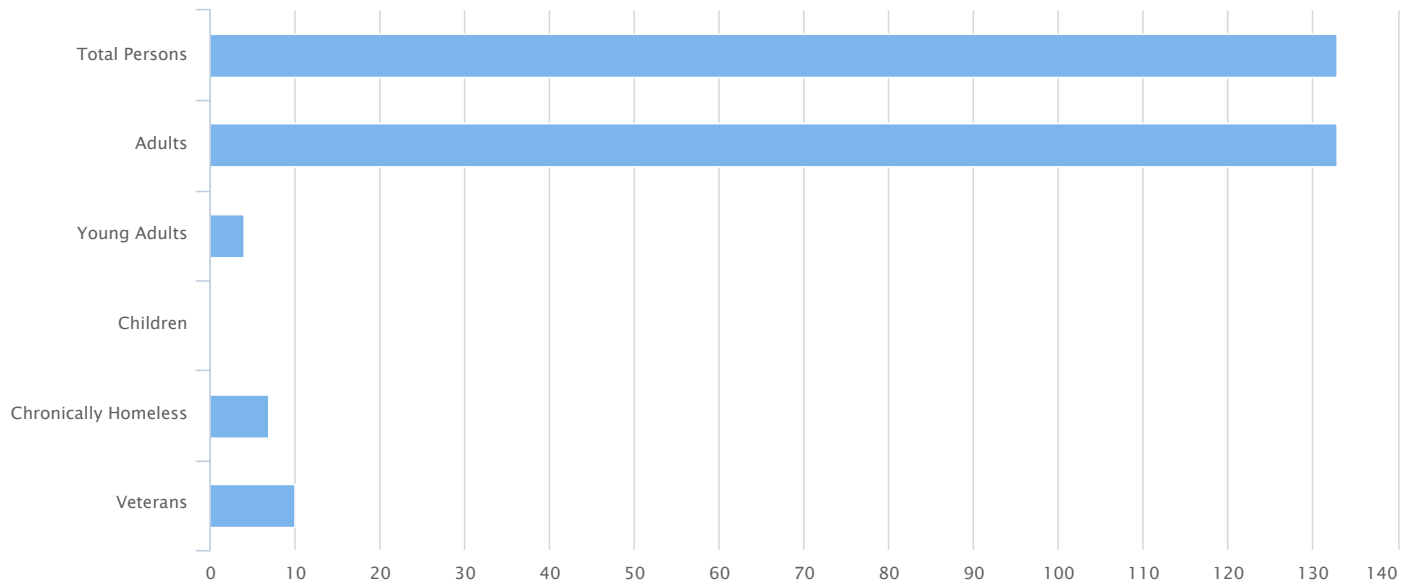


Count:	Gulf Coast MS 2022 PIT Count	Geography:	All Geographies
Created by:	Simons,Mary	Created on:	05/13/2022 11:30 AM

## Summary

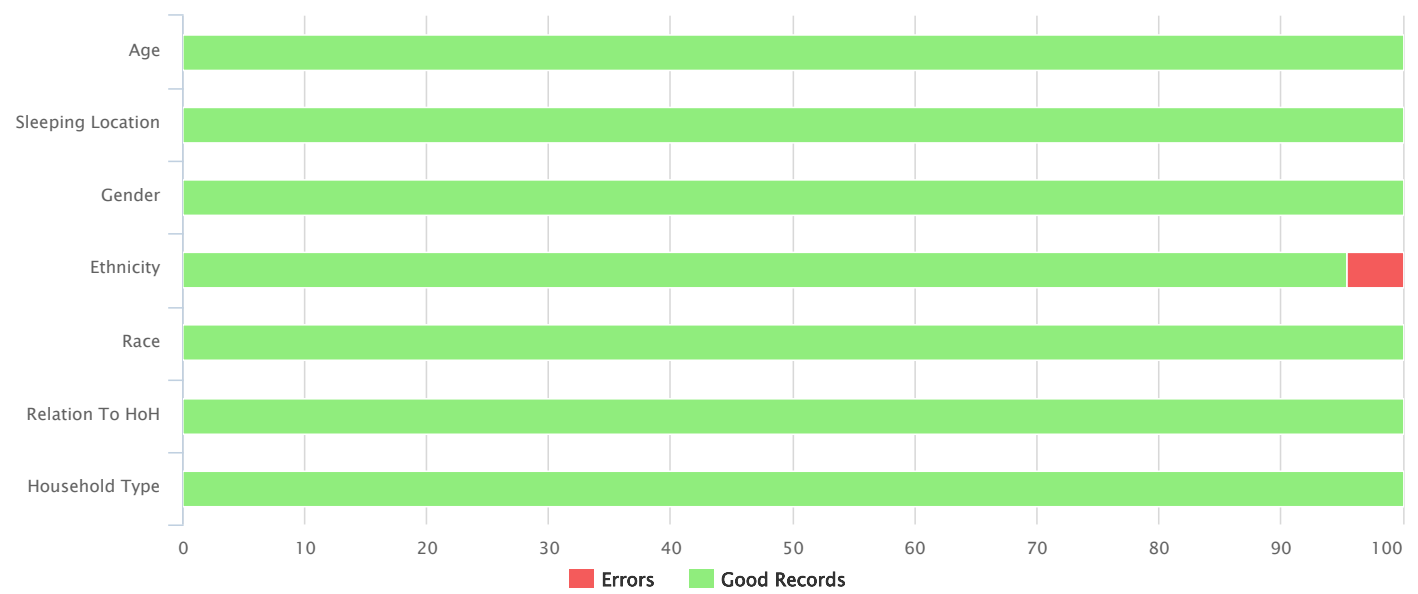


Total Persons	133
Adults (age 18 or older)	133
Young Adults (age 18 to 24)	4
Children (under age 18)	0
Unknown Age	0
Unknown Age - Believe to be Adult	0
Unknown Age - Believe to be Young Adult (18-24)	0
Unknown Age - Believe to be Adult (25+)	0
Unknown Age - Believe to be Child	0
Chronically Homeless	7
Veterans	10



Data Quality Checks

Persons Missing Age Information	0
Persons Missing Sleeping Location	0
Persons Missing Gender	0
Persons Missing Ethnicity	6
Persons Missing Race	0
Persons Missing Relation to HoH	0
Persons with Unknown Household Type	0



## All Households

### Households with at Least one Adult and One Child

#### Household and Person Breakdown

Total Number of Households	0
Total Number of Persons	0
Number of Children (under age 18)	0
Number of Young Adults (age 18 to 24)	0
Number of Adults (age 25 or older)	0

#### Gender

Female	0
Male	0
Transgender	0
A gender other than singularly female or male (e.g., nonbinary, genderfluid, agender, culturally specific gender)	0
Questioning	0

#### Ethnicity

Non-Hispanic/Non-Latin(a)(o)(x)	0
Hispanic/Latin(a)(o)(x)	0

#### Race

White	0
Black, African American or African	0
Asian	0
American Indian, Alaska Native, or Indigenous	0
Native Hawaiian or Pacific Islander	0
Multiple Races	0

#### Chronically Homeless

Total Number of Households	0
Total Number of Persons	0

Race

Gender

- White
- Black or African American
- Asian
- American Indian
- Native Hawaiian
- Multiple

- Female
- Male
- Transgender
- A gender other than singularly...
- Questioning

# Households without Children

## Household and Person Breakdown

Total Number of Households	132
Total Number of Persons	133
Number of Young Adults (age 18 to 24)	4
Number of Adults (age 25 or older)	129

## Gender

Female	33
Male	100
Transgender	0
A gender other than singularly female or male (e.g., nonbinary, genderfluid, agender, culturally specific gender)	0
Questioning	0

## Ethnicity

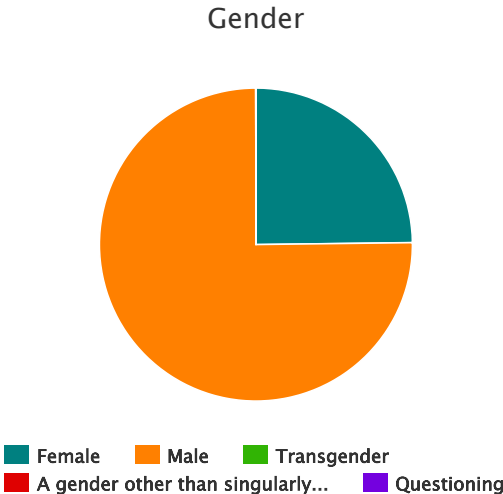
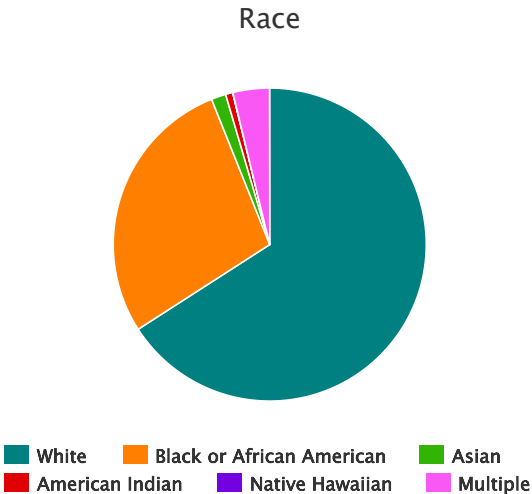
Non-Hispanic/Non-Latin(a)(o)(x)	119
Hispanic/Latin(a)(o)(x)	7

## Race

White	87
Black, African American or African	37
Asian	2
American Indian, Alaska Native, or Indigenous	1
Native Hawaiian or Pacific Islander	0
Multiple Races	5

## Chronically Homeless

Total Number of Persons	7
-------------------------	---



# Households with Only Children

## Household and Person Breakdown

Total Number of Households	0
Total Number of Children	0

## Gender

Female	0
Male	0
Transgender	0
A gender other than singularly female or male (e.g., nonbinary, genderfluid, agender, culturally specific gender)	0
Questioning	0

## Ethnicity

Non-Hispanic/Non-Latin(a)(o)(x)	0
Hispanic/Latin(a)(o)(x)	0

## Race

White	0
Black, African American or African	0
Asian	0
American Indian, Alaska Native, or Indigenous	0
Native Hawaiian or Pacific Islander	0
Multiple Races	0

## Chronically Homeless

Total Number of Persons	0
-------------------------	---

Race

Gender



Veteran Households

Veteran Households with at Least One Adult and One Child

Household and Person Breakdown	
Total Number of Households	0
Total Number of Persons	0
Total Number of Veterans	0
Gender	
Female	0
Male	0
Transgender	0
A gender other than singularly female or male (e.g., nonbinary, genderfluid, agender, culturally specific gender)	0
Questioning	0
Ethnicity	
Non-Hispanic/Non-Latin(a)(o)(x)	0
Hispanic/Latin(a)(o)(x)	0
Race	
White	0
Black, African American or African	0
Asian	0
American Indian, Alaska Native, or Indigenous	0
Native Hawaiian or Pacific Islander	0
Multiple Races	0
Chronically Homeless	
Total Number of Households	0
Total Number of Persons	0
Race	Gender

# Veteran Households without Children

## Household and Person Breakdown

Total Number of Households	10
Total Number of Persons	10
Total Number of Veterans	10

## Gender

Female	0
Male	10
Transgender	0
A gender other than singularly female or male (e.g., nonbinary, genderfluid, agender, culturally specific gender)	0
Questioning	0

## Ethnicity

Non-Hispanic/Non-Latin(a)(o)(x)	9
Hispanic/Latin(a)(o)(x)	1

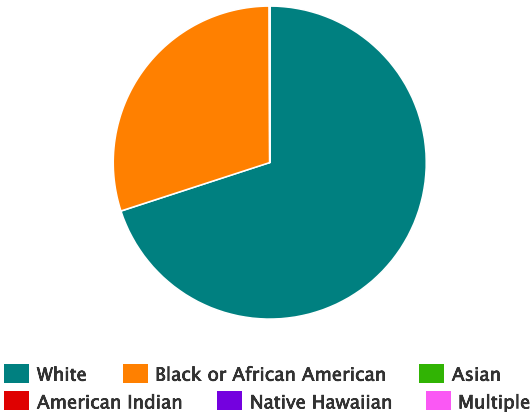
## Race

White	7
Black, African American or African	3
Asian	0
American Indian, Alaska Native, or Indigenous	0
Native Hawaiian or Pacific Islander	0
Multiple Races	0

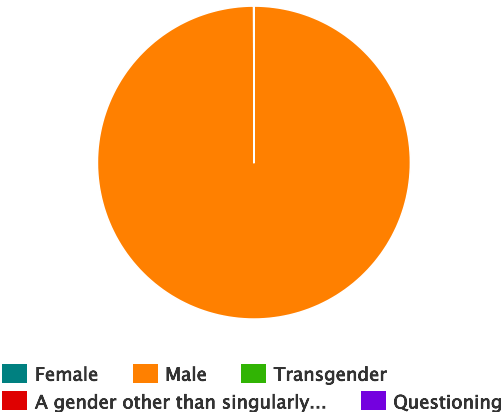
## Chronically Homeless

Total Number of Households	2
Total Number of Persons	2

Race



Gender





Youth Households

Unaccompanied Youth Households

Household and Person Breakdown

Total Number of Unaccompanied Youth Households	4
Total Number of Unaccompanied Youth	4
Total Number of Unaccompanied Youth (under age 18)	0
Total Number of Unaccompanied Youth (18 to 24)	4

Gender

Female	2
Male	2
Transgender	0
A gender other than singularly female or male (e.g., nonbinary, genderfluid, agender, culturally specific gender)	0
Questioning	0

Ethnicity

Non-Hispanic/Non-Latin(a)(o)(x)	4
Hispanic/Latin(a)(o)(x)	0

Race

White	2
Black, African American or African	2
Asian	0
American Indian, Alaska Native, or Indigenous	0
Native Hawaiian or Pacific Islander	0
Multiple Races	0

Chronically Homeless

Total Number of Persons	0
-------------------------	---

Race



White

Black or African American

Asian

American Indian

Native Hawaiian

Multiple

Gender



Female

Male

Transgender

A gender other than singularly...

Questioning

## Parenting Youth

### Household and Person Breakdown

Total Number of Parenting Youth Households	0
Total Number of Persons in Parenting Youth Households	0
Total Parenting Youth	0
Total Children in Parenting Youth Households	0
Number of Parenting Youth Under 18	0
Children in Households with Parenting Youth Under 18	0
Number of Parenting Youth 18 to 24	0
Children in Households with Parenting Youth 18 to 24	0

### Gender

Female	0
Male	0
Transgender	0
A gender other than singularly female or male (e.g., nonbinary, genderfluid, agender, culturally specific gender)	0
Questioning	0

### Ethnicity

Non-Hispanic/Non-Latin(a)(o)(x)	0
Hispanic/Latin(a)(o)(x)	0

### Race

White	0
Black, African American or African	0
Asian	0
American Indian, Alaska Native, or Indigenous	0
Native Hawaiian or Pacific Islander	0
Multiple Races	0

### Chronically Homeless

Total Number of Households	0
Total Number of Persons	0

Race

Gender

- White
- Black or African American
- Asian
- American Indian
- Native Hawaiian
- Multiple

- Female
- Male
- Transgender
- A gender other than singularly...
- Questioning

## Additional Homeless Populations (Adults Only)

Serious Mental Illness	17
Substance Use Disorder	8
HIV/AIDS	2
Survivors of Domestic Violence (optional)	9

