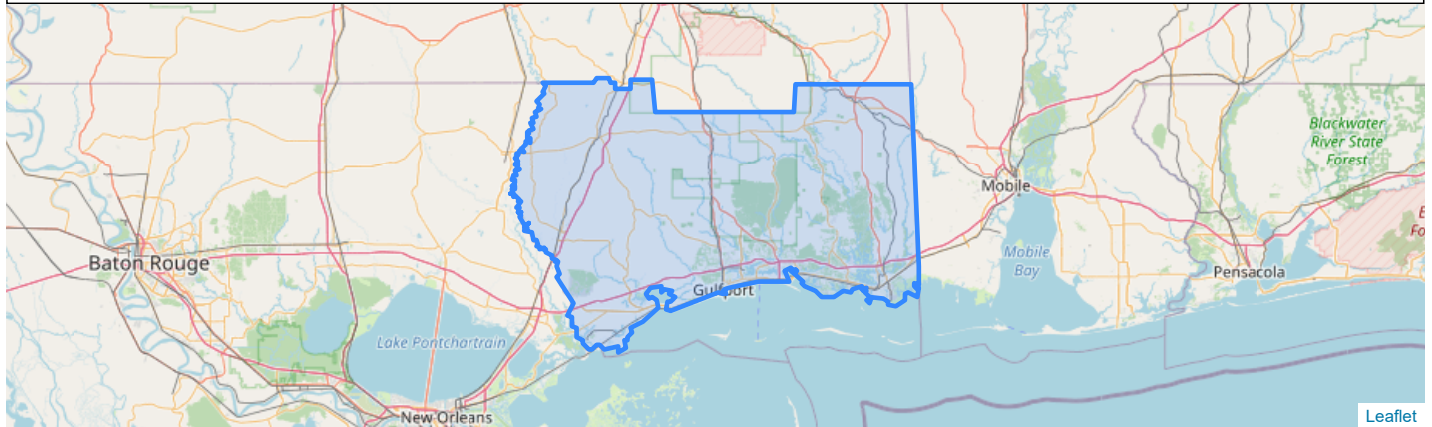


HUD Point in Time Report - Sheltered

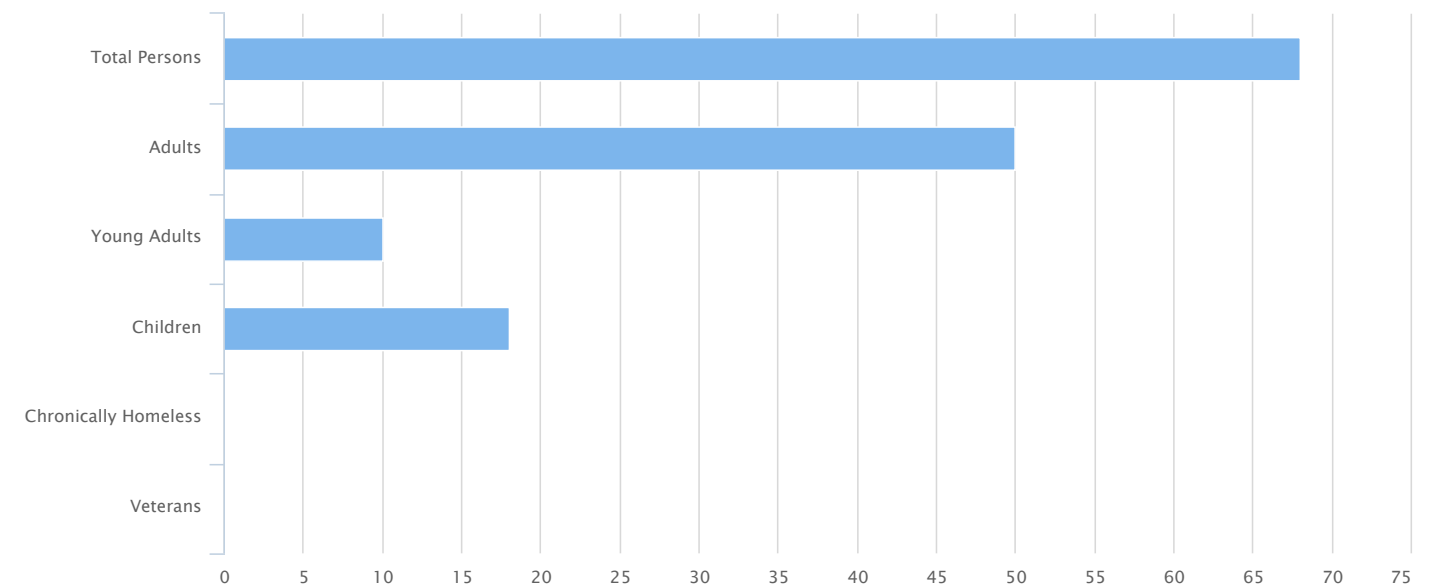


Count:	Gulf Coast MS 2022 PIT Count	Geography:	All Geographies
Organization:	All Organizations		
Project:	All Projects	Project Type:	All Project Types
Created by:	Simons,Mary	Created on:	05/13/2022 11:32 AM

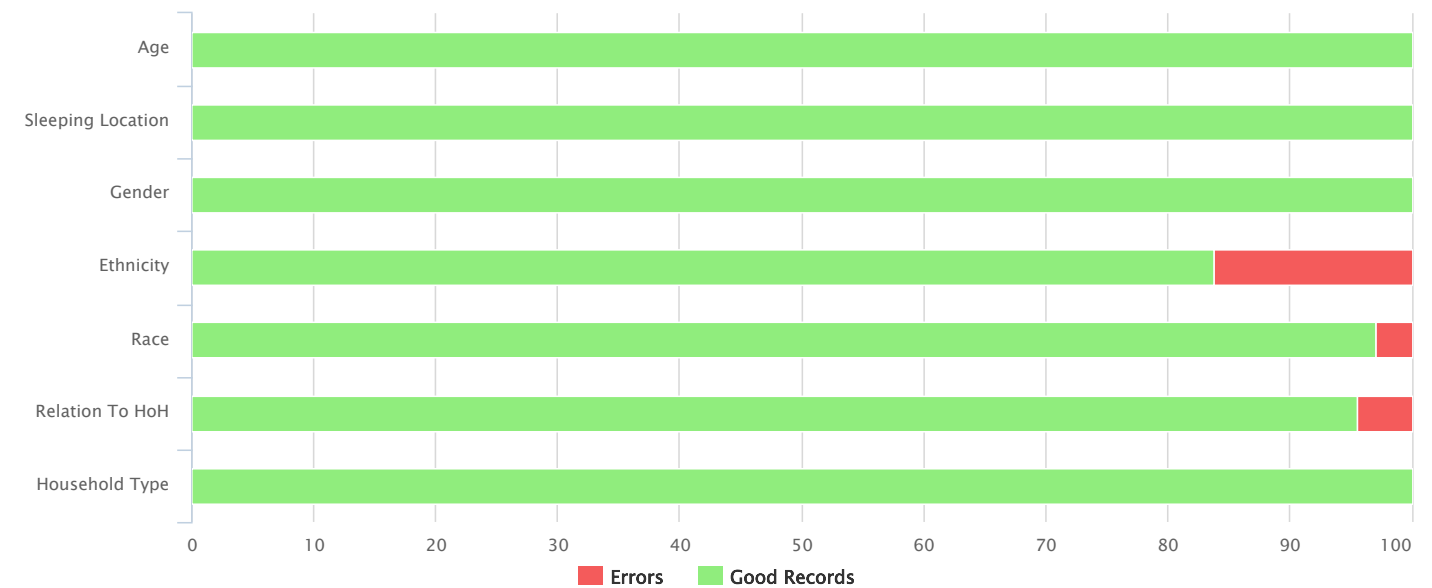
Summary



Total Persons	68
Adults (age 18 or older)	50
Young Adults (age 18 to 24)	10
Children (under age 18)	18
Unknown Age	0
Unknown Age - Believe to be Adult	0
Unknown Age - Believe to be Young Adult (18-24)	0
Unknown Age - Believe to be Adult (25+)	0
Unknown Age - Believe to be Child	0
Chronically Homeless	0
Veterans	0



Data Quality Checks		
Persons Missing Age Information		0
Persons Missing Sleeping Location		0
Persons Missing Gender		0
Persons Missing Ethnicity		11
Persons Missing Race		2
Persons Missing Relation to HoH		3
Persons with Unknown Household Type		0



All Households

Households with at Least one Adult and One Child

Household and Person Breakdown

Total Number of Households	8
Total Number of Persons	26
Number of Children (under age 18)	17
Number of Young Adults (age 18 to 24)	0
Number of Adults (age 25 or older)	9

Gender

Female	16
Male	10
Transgender	0
A gender other than singularly female or male (e.g., nonbinary, genderfluid, agender, culturally specific gender)	0
Questioning	0

Ethnicity

Non-Hispanic/Non-Latin(a)(o)(x)	22
Hispanic/Latin(a)(o)(x)	1

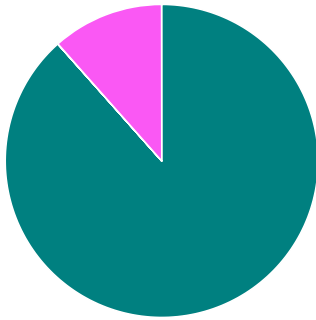
Race

White	23
Black, African American or African	0
Asian	0
American Indian, Alaska Native, or Indigenous	0
Native Hawaiian or Pacific Islander	0
Multiple Races	3

Chronically Homeless

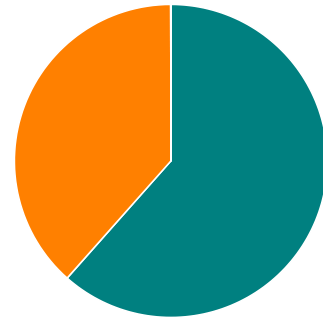
Total Number of Households	0
Total Number of Persons	0

Race



White Black or African American Asian
American Indian Native Hawaiian Multiple

Gender



Female Male Transgender
A gender other than singularly... Questioning

Households without Children

Household and Person Breakdown

Total Number of Households	36
Total Number of Persons	41
Number of Young Adults (age 18 to 24)	10
Number of Adults (age 25 or older)	31

Gender

Female	30
Male	11
Transgender	0
A gender other than singularly female or male (e.g., nonbinary, genderfluid, agender, culturally specific gender)	0
Questioning	0

Ethnicity

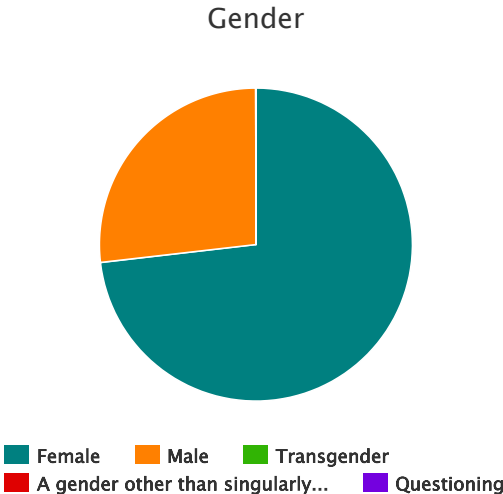
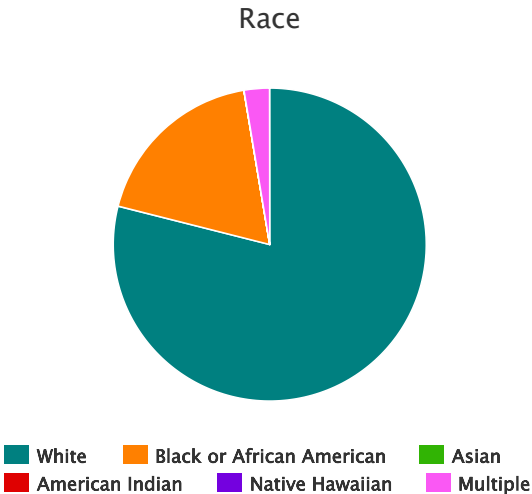
Non-Hispanic/Non-Latin(a)(o)(x)	32
Hispanic/Latin(a)(o)(x)	1

Race

White	30
Black, African American or African	7
Asian	0
American Indian, Alaska Native, or Indigenous	0
Native Hawaiian or Pacific Islander	0
Multiple Races	1

Chronically Homeless

Total Number of Persons	0
-------------------------	---



Households with Only Children

Household and Person Breakdown

Total Number of Households	1
Total Number of Children	1

Gender

Female	0
Male	1
Transgender	0
A gender other than singularly female or male (e.g., nonbinary, genderfluid, agender, culturally specific gender)	0
Questioning	0

Ethnicity

Non-Hispanic/Non-Latin(a)(o)(x)	1
Hispanic/Latin(a)(o)(x)	0

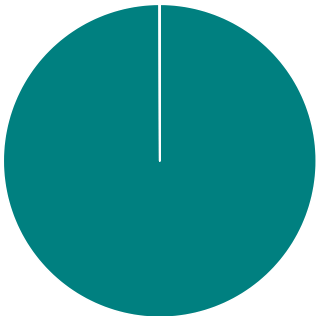
Race

White	1
Black, African American or African	0
Asian	0
American Indian, Alaska Native, or Indigenous	0
Native Hawaiian or Pacific Islander	0
Multiple Races	0

Chronically Homeless

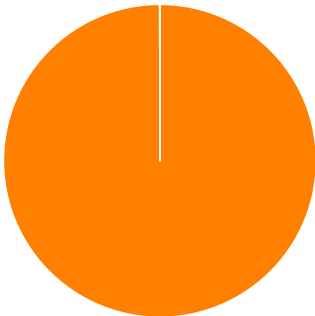
Total Number of Persons	0
-------------------------	---

Race



White Black or African American Asian
American Indian Native Hawaiian Multiple

Gender



Female Male Transgender
A gender other than singularly... Questioning

Veteran Households

Veteran Households with at Least One Adult and One Child

Household and Person Breakdown	
Total Number of Households	0
Total Number of Persons	0
Total Number of Veterans	0
Gender	
Female	0
Male	0
Transgender	0
A gender other than singularly female or male (e.g., nonbinary, genderfluid, agender, culturally specific gender)	0
Questioning	0
Ethnicity	
Non-Hispanic/Non-Latin(a)(o)(x)	0
Hispanic/Latin(a)(o)(x)	0
Race	
White	0
Black, African American or African	0
Asian	0
American Indian, Alaska Native, or Indigenous	0
Native Hawaiian or Pacific Islander	0
Multiple Races	0
Chronically Homeless	
Total Number of Households	0
Total Number of Persons	0
Race	Gender

Veteran Households without Children

Household and Person Breakdown

Total Number of Households	0
Total Number of Persons	0
Total Number of Veterans	0

Gender

Female	0
Male	0
Transgender	0
A gender other than singularly female or male (e.g., nonbinary, genderfluid, agender, culturally specific gender)	0
Questioning	0

Ethnicity

Non-Hispanic/Non-Latin(a)(o)(x)	0
Hispanic/Latin(a)(o)(x)	0

Race

White	0
Black, African American or African	0
Asian	0
American Indian, Alaska Native, or Indigenous	0
Native Hawaiian or Pacific Islander	0
Multiple Races	0

Chronically Homeless

Total Number of Households	0
Total Number of Persons	0

Race

Gender

White Black or African American Asian
American Indian Native Hawaiian Multiple

Female Male Transgender
A gender other than singularly... Questioning

Youth Households	
------------------	--

Household and Person Breakdown

Total Number of Unaccompanied Youth Households	10
Total Number of Unaccompanied Youth	11
Total Number of Unaccompanied Youth (under age 18)	1
Total Number of Unaccompanied Youth (18 to 24)	10

Gender

Female	8
Male	3
Transgender	0
A gender other than singularly female or male (e.g., nonbinary, genderfluid, agender, culturally specific gender)	0
Questioning	0

Ethnicity

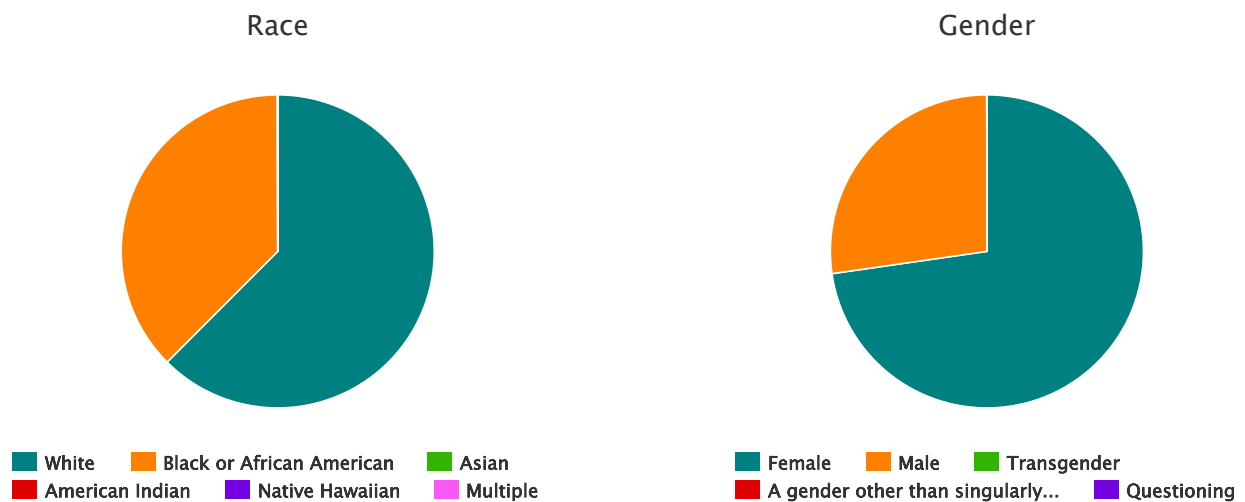
Non-Hispanic/Non-Latin(a)(o)(x)	7
Hispanic/Latin(a)(o)(x)	1

Race

White	5
Black, African American or African	3
Asian	0
American Indian, Alaska Native, or Indigenous	0
Native Hawaiian or Pacific Islander	0
Multiple Races	0

Chronically Homeless

Total Number of Persons	0
-------------------------	---



Parenting Youth

Household and Person Breakdown

Total Number of Parenting Youth Households	0
Total Number of Persons in Parenting Youth Households	0
Total Parenting Youth	0
Total Children in Parenting Youth Households	0
Number of Parenting Youth Under 18	0
Children in Households with Parenting Youth Under 18	0
Number of Parenting Youth 18 to 24	0
Children in Households with Parenting Youth 18 to 24	0

Gender

Female	0
Male	0
Transgender	0
A gender other than singularly female or male (e.g., nonbinary, genderfluid, agender, culturally specific gender)	0
Questioning	0

Ethnicity

Non-Hispanic/Non-Latin(a)(o)(x)	0
Hispanic/Latin(a)(o)(x)	0

Race

White	0
Black, African American or African	0
Asian	0
American Indian, Alaska Native, or Indigenous	0
Native Hawaiian or Pacific Islander	0
Multiple Races	0

Chronically Homeless

Total Number of Households	0
Total Number of Persons	0

Race

Gender

- White
- Black or African American
- Asian
- American Indian
- Native Hawaiian
- Multiple

- Female
- Male
- Transgender
- A gender other than singularly...
- Questioning

Additional Homeless Populations (Adults Only)

Serious Mental Illness	7
Substance Use Disorder	1
HIV/AIDS	0
Survivors of Domestic Violence (optional)	18

